



YAMAHA TRIGGERS DT50S & DT50K

FIRST-CLASS DESIGN AND FUNCTIONALITY
IN MASSIVE YAMAHA QUALITY

When I received the parcel, I didn't know what's inside. But when unpacking I got very big eyes: These are the new Yamaha Drum Triggers!

The great design caught my eye immediately. Once unpacked you hold massive, chrome-design Triggers made of metal in your hands. The only question is, whether the design keeps its promises.


THE CONTENTS

Each Trigger comes with a long cable. The cable features a normal 6.3mm phone jack on one end and an angled 6.3mm phone jack on the other. This has the advantage that when mounted the cable hangs nice and tidy from the drum.

DT50S SNARE AND TOM TRIGGER

These Triggers have two piezos installed. This means that you can trigger the hoop and the head and thus play rimshot and head like you do on a real snare. Of course,

you can assign any other sounds in the connected Drum Trigger Module, such as percussion, samples, loops, and sound effects. Both the locking screw and the jack of the Trigger are made of metal. So you get the point: Metal is its agenda.





DT50K BASSDRUM TRIGGER

The Bass Drum Trigger is constructed as stable. This has a wider opening for the hoop. This Trigger features a single piezo. The features of jack & screw are the same as on the DT50S.

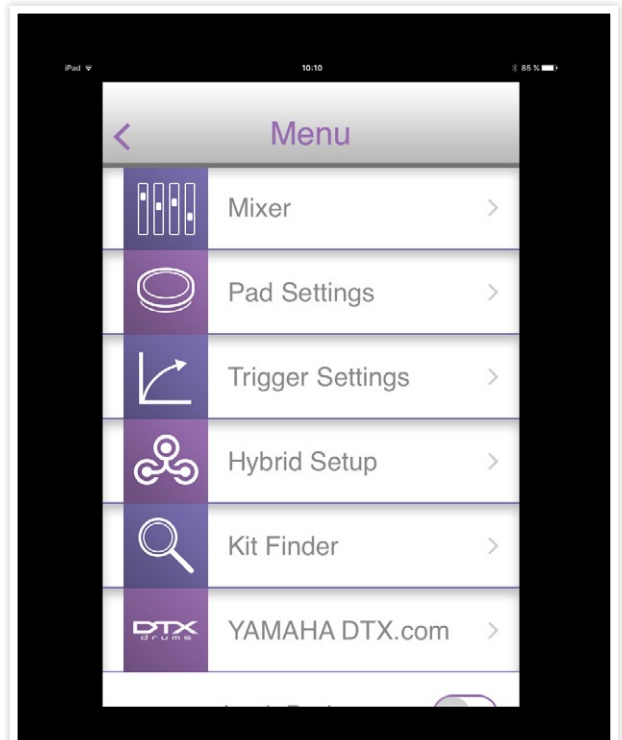


THE ASSEMBLY

It's really easy to mount the Triggers. Even my mother, who is 70 years old, had no trouble to screw the Triggers to the drums. The locking screw holds the Triggers super tight on the drum and the piezo is positioned nicely with a foam spacer on the head.

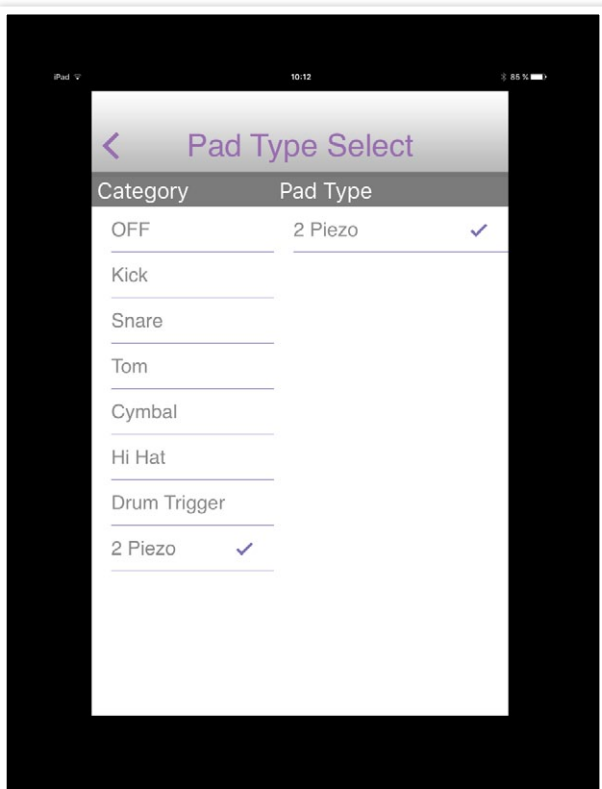
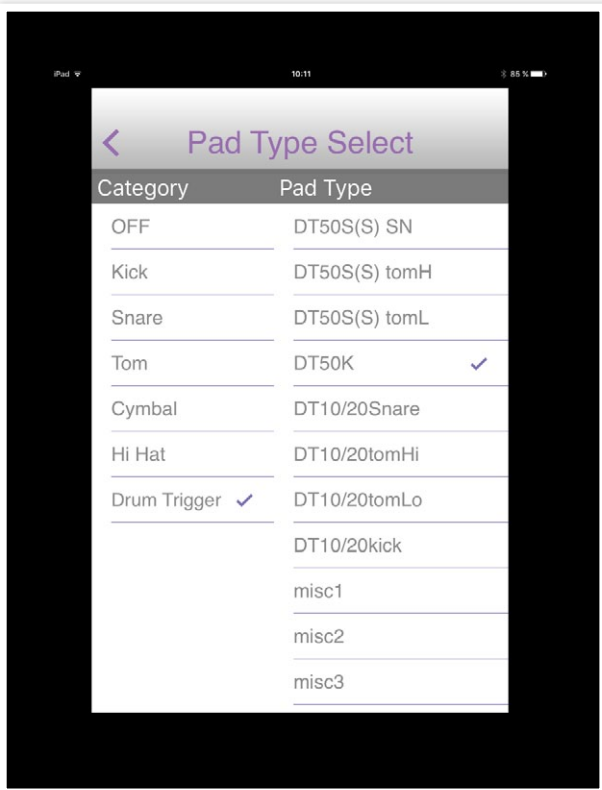
SETTINGS

While testing I used a DTX502 Module. This Module is ideal for Hybrid and Trigger use and provides all the controls that you need. With the help of the DTX502 Touch App the whole thing can be adjusted even more easier.



Because with this App you can alter all settings with your finger, such as Pad Type, Velocity Curve, Gain, Cross Talk, Minimum and Maximum Level, Reject Time, etc. Also, a special Hybrid Assistant feature can be useful when adjusting your kit.

After I had adjusted the settings to my personal kit and playing style, I have created my own Drum Kit using the same App - it is easy to select the desired sounds.



THE POSSIBILITIES

What fascinates me is that with a Hybrid kit I have so many possibilities, playing live or in the studio. If I pick up the acoustic kit with microphones and simultaneously use the Triggers, there are three signals:

1. The sound of the microphones
2. The sound from the E-Drum Module
3. The MIDI signal from the E-Drum Module

This way you can mix the acoustic sound with the E-Drum sounds or even play VST PlugIns on a computer via the USB-to-Host connection.

This is a great feature for drummers of a cover band. You can play Bryan Adams with the acoustic kit and David Guetta with electronic sounds - you can switch music styles in a jiffy.

Accordingly, Hybrid kits with Triggers are popular among the pros at the moment, because you can load your own sounds into almost all Yamaha Electronic Drum Modules. So you simply load the original studio samples into your Module and have the studio sound for your live performances.

MY CONCLUSION

The new Yamaha Drum Triggers are top-of-the-notch Triggers that absolutely convince me in terms of design, functionality, and playability. Try them!

Your Ralf Mersch

